








Covid 19 Impact on Compensation and Hiring

A Pulse Check on Industry Trends and Sentiment

May 2020

CONTENTS OF THE REPORT

- | | | |
|--|---|--|
| Introduction and overview |  | <ul style="list-style-type: none"> • Demographic profile of respondents • The Covid-19 Impact: Overview and high level trends • Executive Summary |
| <hr style="border-top: 1px dashed #f00;"/> | | |
| Bonus Pay-outs |  | <ul style="list-style-type: none"> • Status of bonus pay-outs for FY20 – whether paid on time, deferred, reduced or cancelled • Segmentation (5-way cross tabs) by revenue, sector, ownership, ‘essentiality’ of services and financial year • Extent of bonus deferrals (timelines); segmentation (5-way cross tabs) by revenue, sector, ownership, ‘essentiality’ of services and financial year |
| <hr style="border-top: 1px dashed #f00;"/> | | |
| Salary Increments |  | <ul style="list-style-type: none"> • Salary increments for FY21 – whether cancelled, reduced or maintained – for four levels (senior, middle, junior and blue collar) • Segmentation (5-way cross tabs) for <i>each</i> level by revenue, sector, ownership, ‘essentiality’ of services and financial year |
| <hr style="border-top: 1px dashed #f00;"/> | | |
| Manpower cost reduction measures |  | <ul style="list-style-type: none"> • Measures companies are adopting to cut manpower costs • Percentage of companies opting for pay-cuts • Segmentation (5-way cross tabs) by revenue, sector, ownership, ‘essentiality’ of services and financial year • Extent of pay-cuts by management levels; segmentation (5-way cross tabs) for <i>each</i> management level by revenue, sector, ownership, ‘essentiality’ of services and financial year |
| <hr style="border-top: 1px dashed #f00;"/> | | |
| Hiring Outlook |  | <ul style="list-style-type: none"> • Hiring outlook for FY21 for each management level • Segmentation (5-way cross tabs) for <i>each</i> management level by revenue, sector, ownership, ‘essentiality’ of services and financial year |

**The report is intended to provide the broad direction and sentiment on a select set of compensation and hiring issues and is not a formal, compensation benchmarking report.*

Number of respondents: 325
 Data collected: May 2020
 Report length: 40 pages