

# THE **2022** BOARD REMUNERATION AND GOVERNANCE REPORT

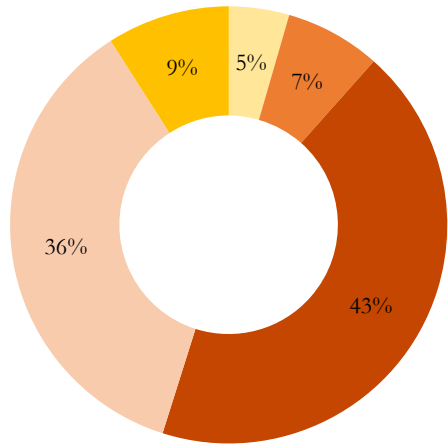


Executive and Non-Executive Director Compensation | Board Performance and Composition  
| Board Independence | Gender Analysis

# IN-DEPTH COVERAGE ACROSS SECTORS, OWNERSHIP LEVELS AND MORE

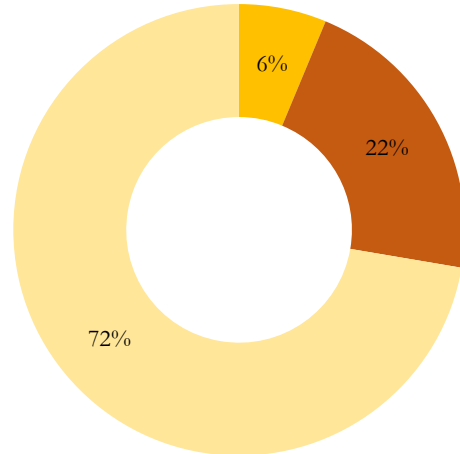


**Market Cap (FY22)**



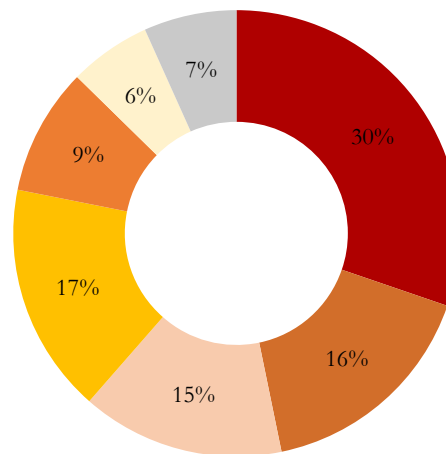
- Large Cap
- Mid Cap
- Small Cap
- Micro Cap
- Unlisted

**Ownership**



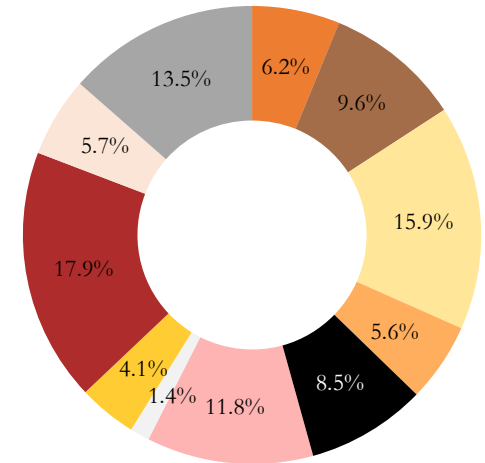
- Foreign MNC
- Indian MNC
- Indian domestic

**Revenue (FY22)**



- Rs 0.5-2.5bn
- Rs 2.5-5.0bn
- Rs 5-10bn
- Rs 10-25bn
- Rs 25-50bn
- Rs 50-100bn
- >Rs 100bn

**Sectors**




- Automotive
- BFSI
- Chemicals
- Construction
- Consumer goods
- General services
- Healthcare
- IT & ITeS
- Industrials
- Pharmaceuticals
- Resource-Based Industries

*Other parameters include: company age, private vs PSU and PAT split*

# OUR PORTFOLIO OF RESEARCH REPORTS


## HR



▶ Covid-19 Impact on Compensation and Hiring



▶ The 2021 Executive & Board Remuneration Report



▶ The 2019 Diversity and Inclusion Benchmarks Report



▶ Salary Increment Benchmarks FY22



▶ FY22 Attrition Benchmarking Study

## Other



▶ CXO Diaries: Life after Covid-19

## Finance




▶ Finance Department Performance Benchmarks



▶ The Accounts Closing Benchmarking Study, 2020

## Industry



▶ Indian Agriculture: An Analytical Assessment

## Marketing

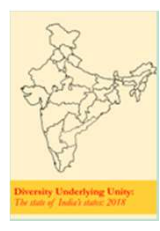


▶ The 2020 Digital Marketing Benchmarking Survey

## Economic and Thematic Studies



▶ The India Employment Report 2017



▶ Diversity Underlying Unity: A Study of India's States 2018



▶ The India Consumption Report 2016

## ABOUT IMA INDIA

---



- The **country's largest peer platform** for senior executives
- More than **2,000 clients** – CEOs and functional heads – from over 1,200 member companies, Indian and global
- Extensive capabilities in **macroeconomic, industry and management research**
- **Strong in-house research capability** with access to senior industry practitioners, domain specialists and other stakeholders
- A **successful track record** of over 26 years

**28+**

**Years in Business**

**2,000+**

**CXO Clients**

**1,200+**

**Member Companies**

**76%**

**of NSE 50 Brands**

**6**

**Cities of operations across India**